

**ROYALTY PHARMA**

**Royalty Pharma plc**

# **Full-Year and Q4 2023 Financial Results**

**February 15, 2024**

# Forward Looking Statements & Non-GAAP Measures

This presentation has been prepared by Royalty Pharma plc (the “Company”), is made for informational purposes only and does not constitute an offer to sell or a solicitation of an offer to buy securities. The information set forth herein does not purport to be complete or to contain all of the information you may desire. Statements contained herein are made as of the date of this presentation unless stated otherwise, and neither the delivery of this presentation at any time, nor any sale of securities, shall under any circumstances create an implication that the information contained herein is correct as of any time after such date or that information will be updated or revised to reflect information that subsequently becomes available or changes occurring after the date hereof. This presentation contains statements that constitute “forward-looking statements” as that term is defined in the United States Private Securities Litigation Reform Act of 1995, including statements that express the Company’s opinions, expectations, beliefs, plans, objectives, assumptions or projections regarding future events or future results, in contrast with statements that reflect historical facts. Examples include discussion of our strategies, financing plans, growth opportunities and market growth. In some cases, you can identify such forward-looking statements by terminology such as “may,” “might,” “will,” “should,” “expects,” “plans,” “anticipates,” “believes,” “estimates,” “target,” “forecast,” “guidance,” “goal,” “predicts,” “project,” “potential,” or “continue,” the negative of these terms or similar expressions. Forward-looking statements are based on management’s current beliefs and assumptions and on information currently available to the Company. However, these forward-looking statements are not a guarantee of the Company’s performance, and you should not place undue reliance on such statements. Forward-looking statements are subject to many risks, uncertainties and other variable circumstances, and other factors. Such risks and uncertainties may cause the statements to be inaccurate and readers are cautioned not to place undue reliance on such statements. Many of these risks are outside of the Company’s control and could cause its actual results to differ materially from those it thought would occur. The forward-looking statements included in this presentation are made only as of the date hereof. The Company does not undertake, and specifically declines, any obligation to update any such statements or to publicly announce the results of any revisions to any such statements to reflect future events or developments, except as required by law. Certain information contained in this presentation relates to or is based on studies, publications, surveys and other data obtained from third-party sources and the Company’s own internal estimates and research. While the Company believes these third-party sources to be reliable as of the date of this presentation, it has not independently verified, and makes no representation as to the adequacy, fairness, accuracy or completeness of, any information obtained from third-party sources. In addition, all of the market data included in this presentation involves a number of assumptions and limitations, and there can be no guarantee as to the accuracy or reliability of such assumptions. Finally, while the Company believes its own internal research is reliable, such research has not been verified by any independent source. For further information, please see the Company’s reports and documents filed with the U.S. Securities and Exchange Commission (“SEC”) by visiting EDGAR on the SEC’s website at [www.sec.gov](http://www.sec.gov).

Also, the discussions during this conference call will include certain financial measures that were not prepared in accordance with U.S. generally accepted accounting principles (“GAAP”). Additional information regarding non-GAAP liquidity measures can be found on slide 28 and in the Company’s earnings release furnished with its Current Report on Form 8-K dated February 15, 2024, which are available on the Company’s website. Any non-GAAP liquidity measures presented are not, and should not be viewed as, substitutes for measures required by GAAP, have no standardized meaning prescribed by GAAP and may not be comparable to the calculation of similar measures of other companies.

# Agenda

<b>Key Highlights</b>	Pablo Legorreta	Founder & Chief Executive Officer
<b>Transaction Pipeline</b>	Chris Hite	EVP, Vice Chairman
<b>Portfolio Update</b>	Marshall Urist	EVP, Head of Research & Investments
<b>Financial Results</b>	Terrance Coyne	EVP, Chief Financial Officer
<b>Conclusion</b>	Pablo Legorreta	Founder & Chief Executive Officer
<b>Q&amp;A</b>	Pablo Legorreta Terrance Coyne Chris Hite Marshall Urist	Founder & Chief Executive Officer EVP, Chief Financial Officer EVP, Vice Chairman EVP, Head of Research & Investments

## Key Highlights

### **Pablo Legorreta**

Founder & Chief Executive Officer

**ROYALTY PHARMA**



# Key 2023 achievements reflect strong business momentum

1

## Financial

Strong portfolio growth, including the CF franchise, Trelegy, Tremfya and Evrysdi

Portfolio Receipts +9% YoY

- Royalty receipts +8% YoY
- Milestones and other contractual receipts +15% YoY

2

## Portfolio

Added royalties on eight therapies, including on blockbuster Evrysdi

Positive clinical and regulatory updates (aficamten, pelabresib, KarXT, seltorexant, Zavzpret)

3

## Capital allocation

Transactions announced of \$4.0bn<sup>(1)</sup> and Capital Deployment of \$2.2bn

Strongest year ever for synthetic royalty transactions (\$775m announced value)

Repurchased shares worth ~\$305m (~10m shares) in 2023

4

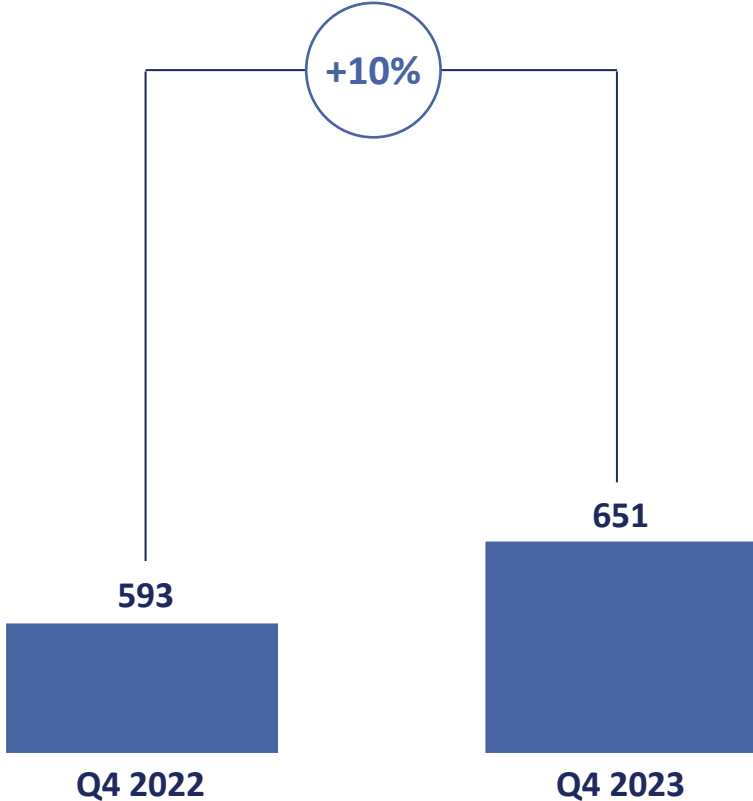
## Full-year guidance

Portfolio Receipts expected to be \$2,600m to \$2,700m excluding future investments<sup>(2)</sup>

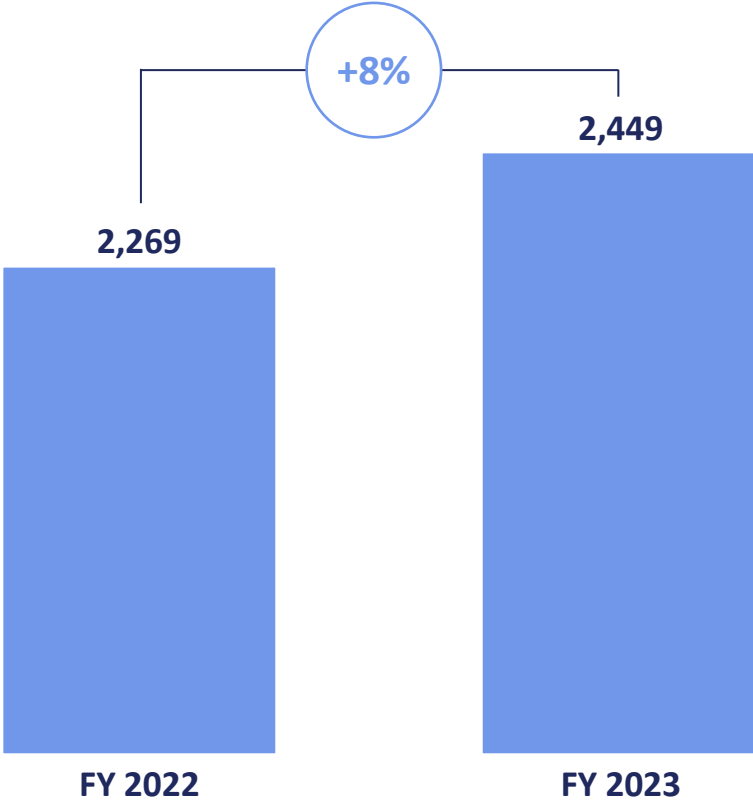
Royalty receipts growth expected to be ~+5% to +9% excluding future investments<sup>(2)</sup>

# Strong growth in Royalty receipts in Q4 and full-year 2023

**Royalty receipts**  
(\$ in millions; year/year growth)



**Royalty receipts**  
(\$ in millions; year/year growth)



Diversified royalty portfolio of >35 approved products drove strong financial results

# New royalties diversifying portfolio, driving double-digit growth<sup>(1)</sup>

Robust transaction activity since the beginning of 2020

~\$13bn

total announced value

34

unique therapies

17

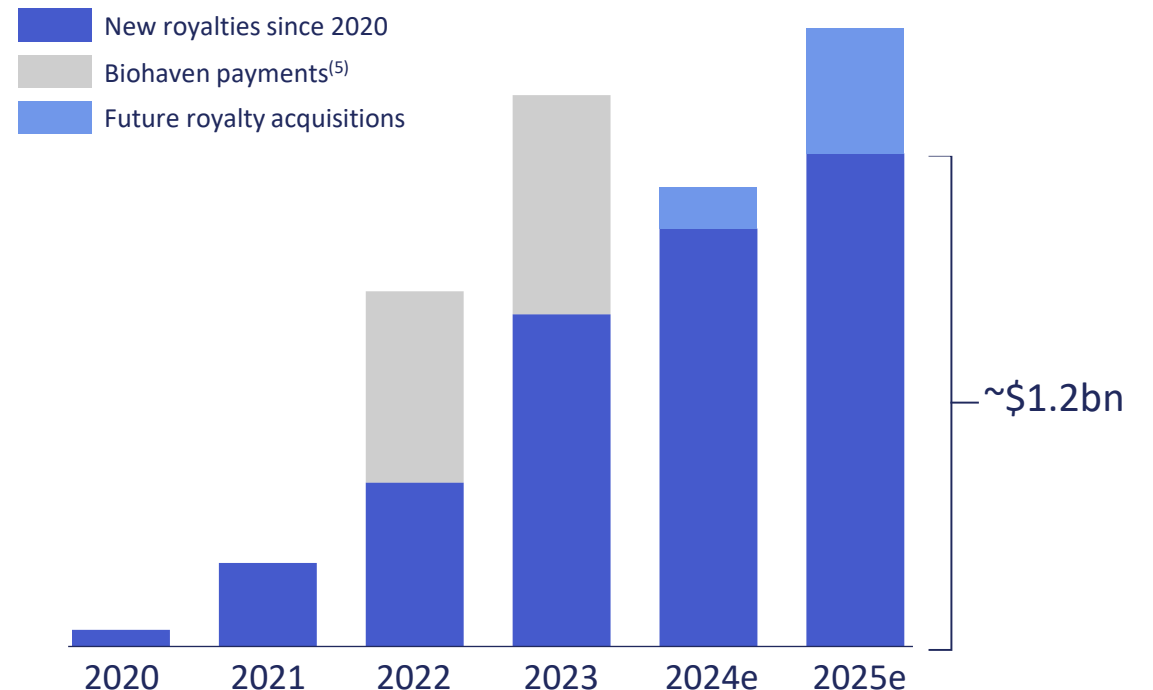
potential blockbusters<sup>(2)</sup>

63%

approved at acquisition<sup>(3)</sup>

Capital Deployment activity has exceeded initial expectations in quality, scale and diversity of royalties acquired

New royalties to add ~\$1.2bn in Portfolio Receipts in 2025<sup>(4)</sup>



1. Double-digit growth refers to Royalty Pharma's Portfolio Receipts guidance for 11-14% compound annual growth from 2020 to 2025.

2. Estimate based on Visible Alpha consensus sales forecasts as of February 2024.

3. Reflects total announced value of transactions, including potential milestones and other payments, in approved therapies at the time of acquisition.

4. Estimates based on Visible Alpha consensus sales forecasts as of December 2023; primarily includes contribution from approved therapies and other fixed payments

5. See slide 28 for additional information



## Transaction Pipeline

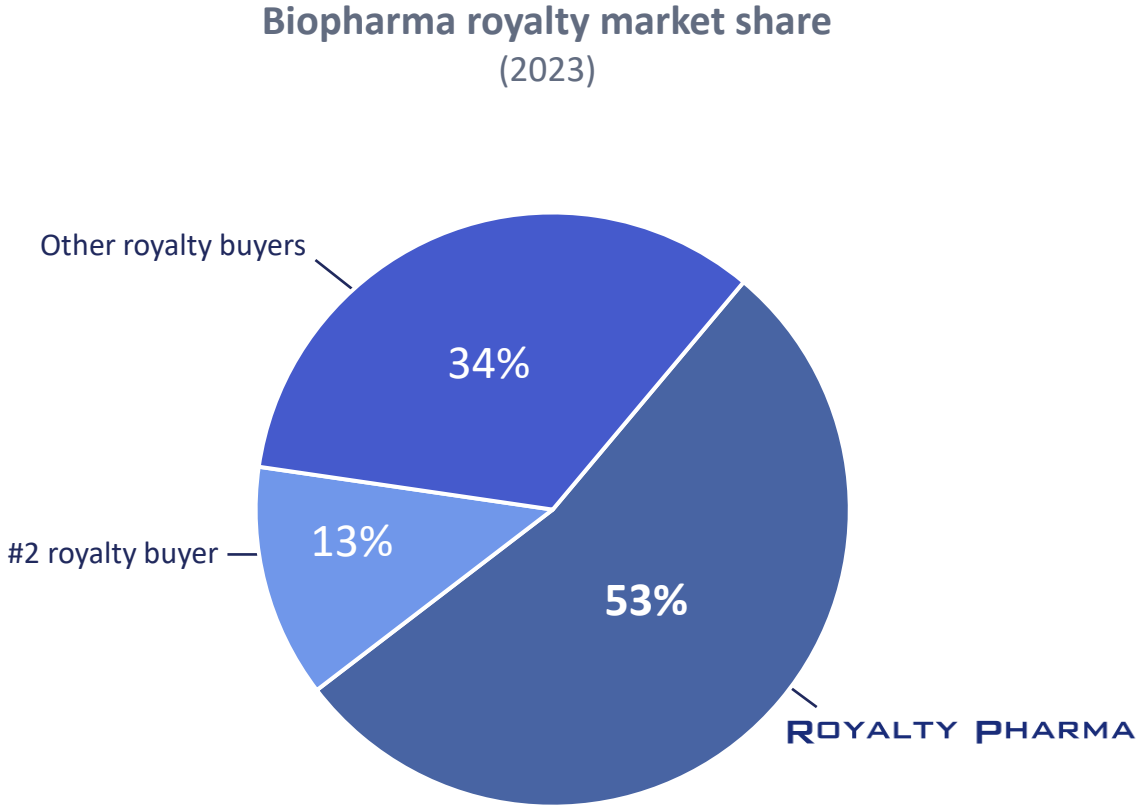
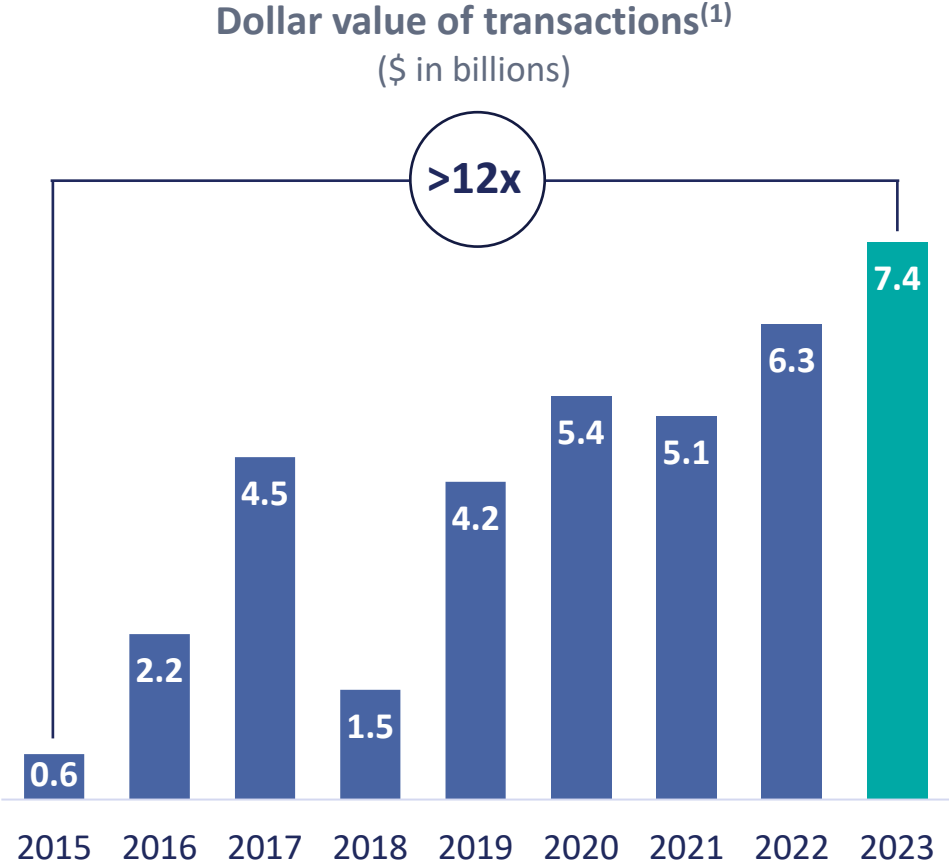
### **Chris Hite**

Executive Vice President  
Vice Chairman

**ROYALTY PHARMA**



# Strong momentum for biopharma royalty market

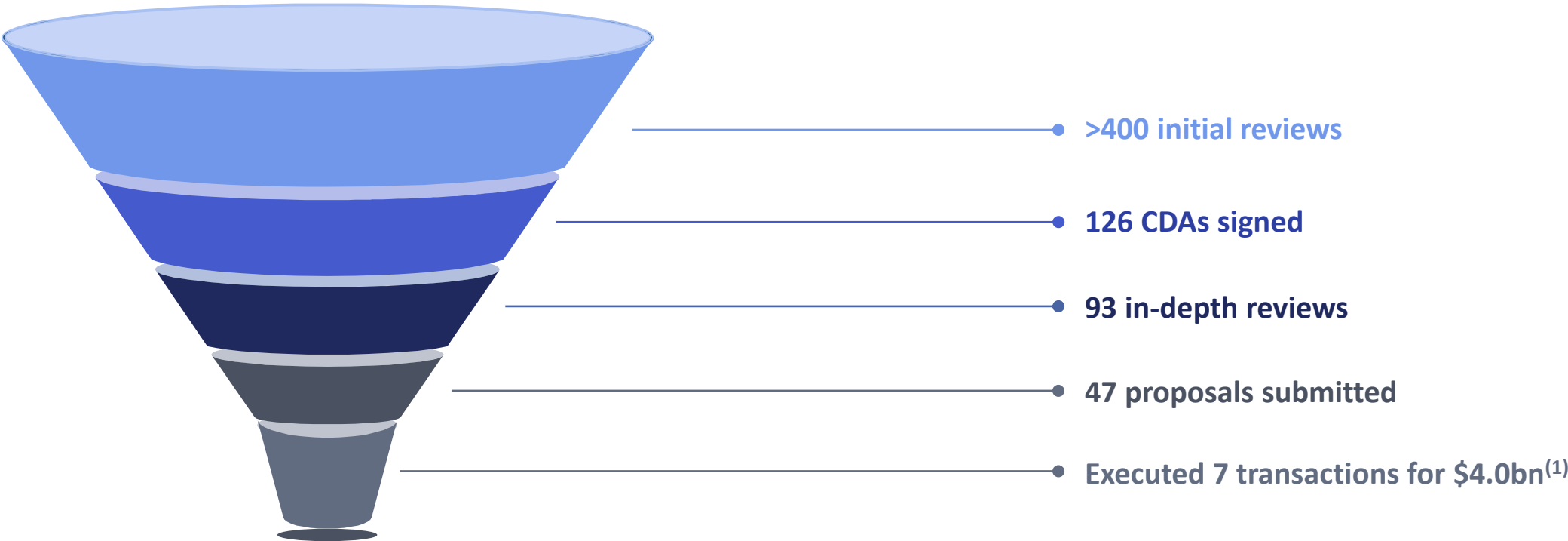


Royalty Pharma maintained its leading share of the rapidly growing biopharma royalty funding market

1. Internal estimates of historical biopharma royalty market size based on announced transactions.

# Announced \$4.0 billion of royalty transactions in 2023

## 2023 Royalty Pharma investment activity



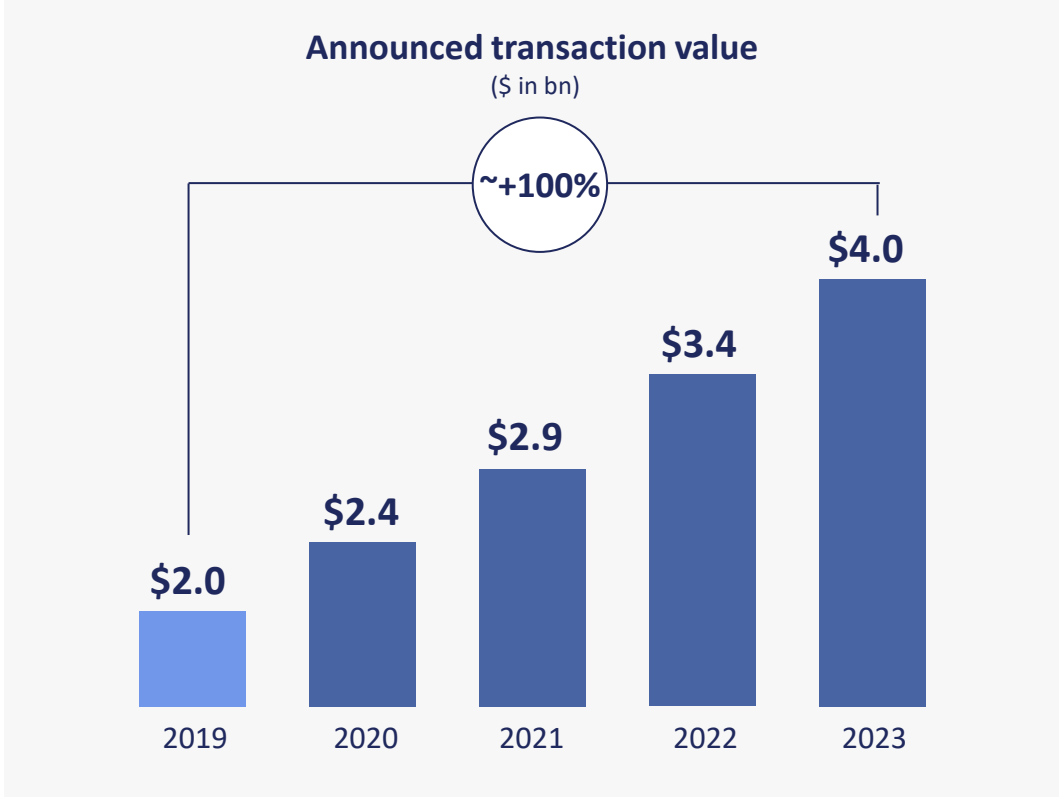
Maintained strong financial discipline as ~2% of initial reviews resulted in an acquired royalty

# Strong Royalty Pharma pipeline trends given market backdrop

### Opportunity set increasing

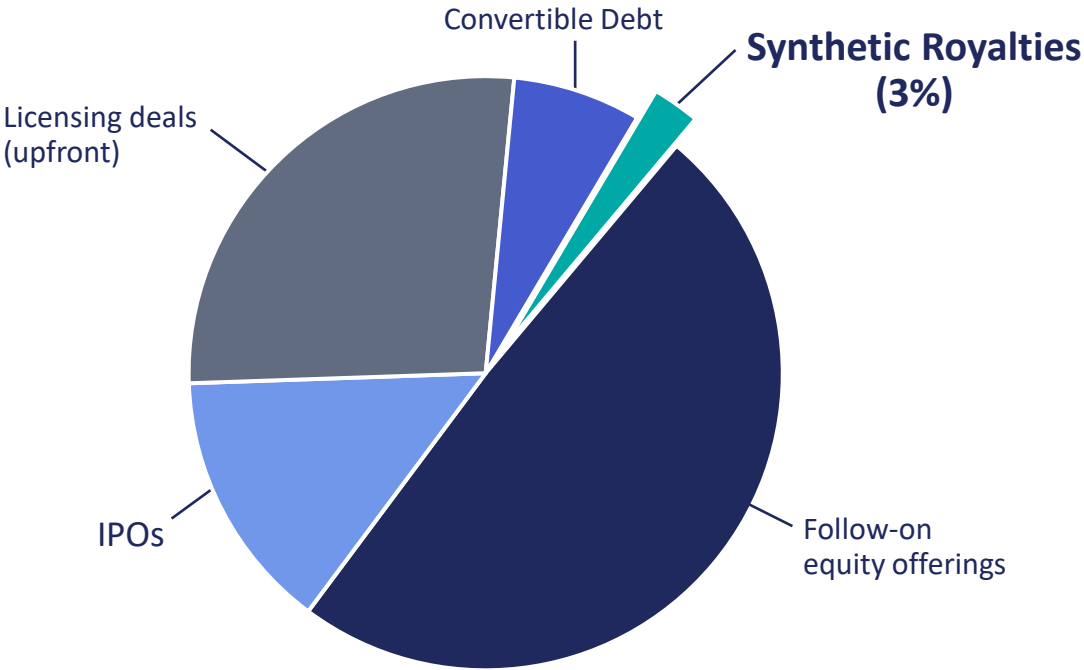


### Robust royalty acquisition activity

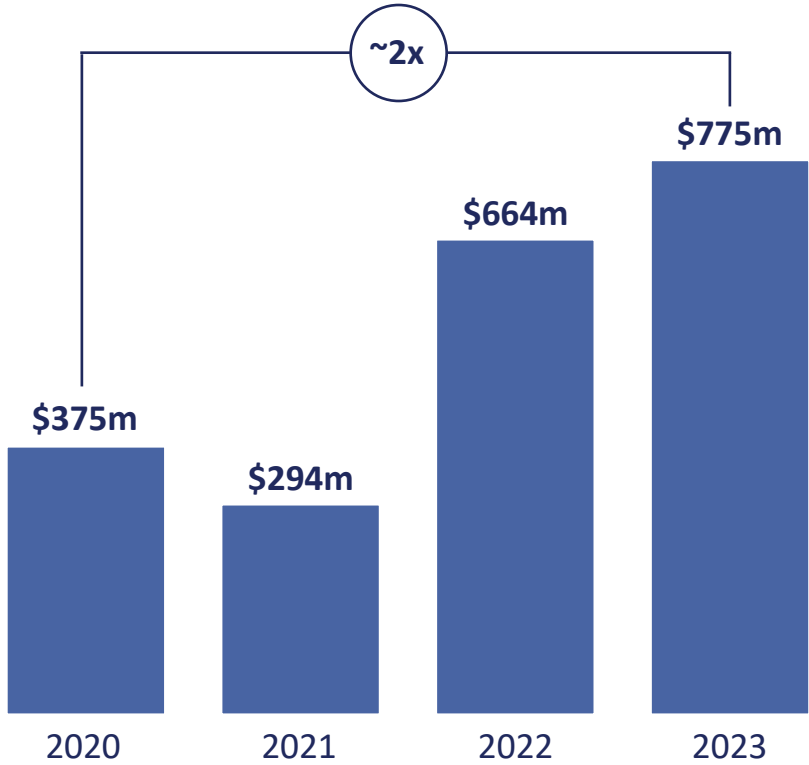


# Synthetic royalty opportunity is large and rapidly growing

>\$260bn biopharma industry funding<sup>(1,2)</sup>  
(2019-2023)



Strongest year ever for RP synthetic royalty transactions  
(Announced value)<sup>(3)</sup>



Source: Dealogic, Biomedtracker, internal estimates, Evaluate.  
 1. Includes capital raised through initial public offerings (IPOs), follow-on offerings, equity linked issuances and upfronts from licensing deals.  
 2. Royalty funding includes upfront investment consideration, including acquisitions of synthetic royalties and associated equity investments.  
 3. Data reflects announced value of transactions, including milestones and contingent payments.

## Portfolio Update

### **Marshall Urist, MD, PhD**

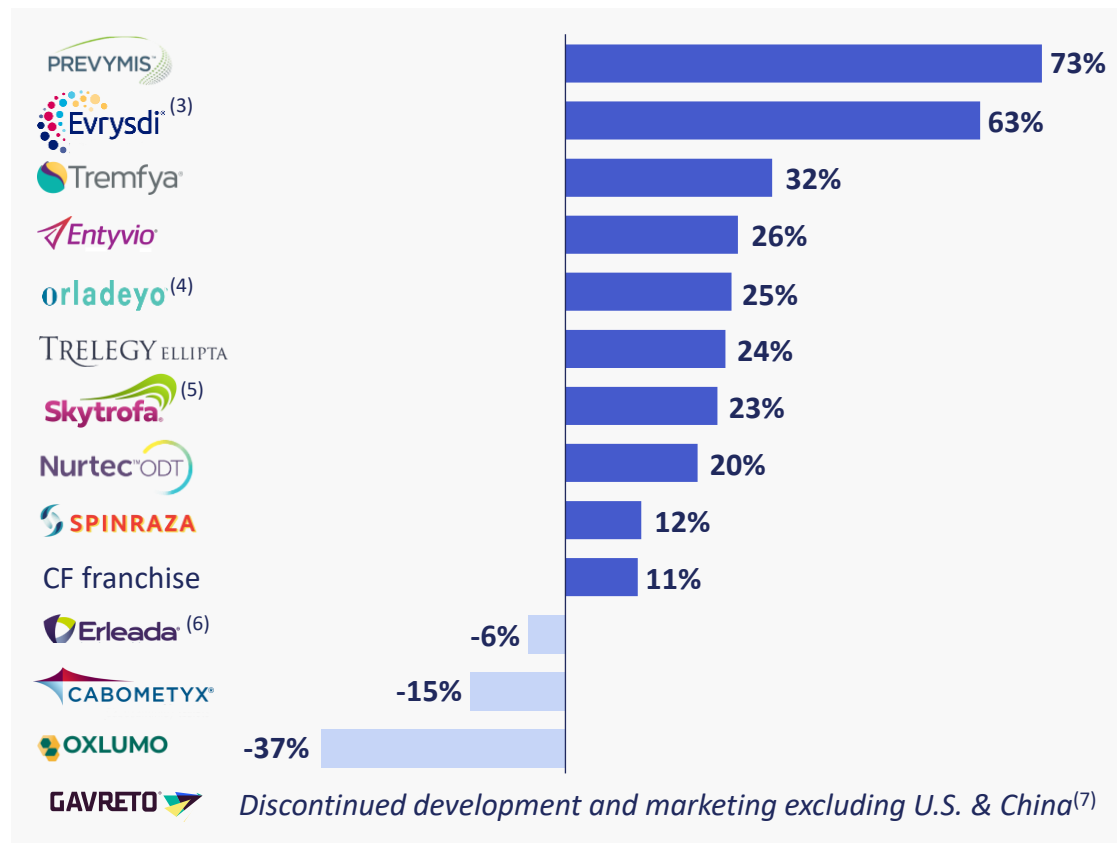
Executive Vice President  
Head of Research & Investments

**ROYALTY PHARMA**



# Strong early performance from recent transactions<sup>(1)</sup>

## Percent change in 2025 consensus sales<sup>(2)</sup> since acquisition (Transactions since 2020; approved therapies)



## Development-stage therapies (Transactions since 2020; select events)

	Therapy	Indication	Event	Status
Clinical	aficamten	oHCM	Phase 3 results	<input checked="" type="checkbox"/>
	pelabresib	Myelofibrosis	Phase 3 results	<input checked="" type="checkbox"/>
	Tremfya	Ulcerative colitis	Phase 3 results	<input checked="" type="checkbox"/>
	otilimab	Rheumatoid arthritis	Phase 3 results	<input checked="" type="checkbox"/>
	gantenerumab	Alzheimer's disease	Phase 3 results	<input checked="" type="checkbox"/>
	trontinemab (gantenerumab brain shuttle)	Alzheimer's disease	Phase 1b/2a data	<input checked="" type="checkbox"/>
	BCX10013	PNH	PoC study	<input type="checkbox"/>
	Regulatory	KarXT	Schizophrenia	NDA acceptance
Zavzpret		Migraine	FDA approval	<input checked="" type="checkbox"/>
Airsupra		Asthma	FDA approval	<input checked="" type="checkbox"/>
Evrysdi		SMA	FDA approval	<input checked="" type="checkbox"/>

oHCM: obstructive hypertrophic cardiomyopathy; PNH: paroxysmal nocturnal hemoglobinuria; SMA: Spinal muscular atrophy; NDA: New Drug Application; PoC: Proof of Concept.

1. Recent transactions include transactions since 2020.

2. Consensus sales sourced from Visible Alpha as of February 2024 and includes therapies with consensus available at the time of the deal and now.

3. Change in Evrysdi consensus sales is from date of initial PTC transaction (July 20, 2020).

4. Change in Orladeyo consensus sales is from date of initial BioCryst transaction (December 7, 2020).

5. Reflects U.S. sales of Skytrofa.

6. Change in Erleada consensus sales is from date of second Erleada transaction (June 5, 2023).

7. Blueprint Medicines press release, January 8, 2024.

# Positive recent events across development-stage portfolio

 Cytokinetics

aficamten

Obstructive HCM  
Positive Phase 3 results<sup>(1)</sup>

December 2023

 KARUNA  
THERAPEUTICS

KarXT

Schizophrenia  
Proposed acquisition by Bristol for ~\$13bn<sup>(2)</sup>


December 2023

Johnson & Johnson

seltorexant

MDD with insomnia symptoms  
\$1-5bn in peak sales potential<sup>(3)</sup>


December 2023

 morphosys

pelabresib

Myelofibrosis  
Positive Phase 3 results<sup>(4)</sup>  
Proposed acquisition by Novartis for ~\$3bn<sup>(5)</sup>

November 2023 / February 2024

 Roche

trontinemab

Alzheimer's disease  
Positive early results presented at CTAD<sup>(6)</sup>

October 2023

 Pfizer

 Zavzpret

Acute migraine  
FDA approval<sup>(7)</sup>

March 2023

HCM: hypertrophic cardiomyopathy; MDD: major depressive disorder; CTAD: Clinical Trials on Alzheimer's Disease.

1. Cytokinetics press release, December 27, 2023. 2. Bristol Myers Squibb announced the proposed acquisition of Karuna Therapeutics on December 22, 2023. The transaction is expected to close in the first half of 2024. 3. Johnson & Johnson 2023 Enterprise Business Review, December 5, 2023. 4. MorphoSys press release, November 20, 2023. 5. Novartis announced the proposed acquisition of MorphoSys on February 5, 2024. The transaction is expected to close in the first half of 2024. 6. Roche Neuroscience Update, October 30, 2023. 7. Pfizer press release, March 10, 2023.



## Financial Results

### **Terrance Coyne**

Executive Vice President  
Chief Financial Officer

**ROYALTY PHARMA**



# Enhanced financial disclosures for investors

Royalty Pharma is implementing changes in the presentation of its non-GAAP measures to further enhance transparency and disclosures for investors and to better reflect the nature of its cash flows

There is no change to the presentation of Royalty Pharma's GAAP financial statements

## Enhanced Transparency

Greater insight into economics of individual royalties and underlying trends of royalty portfolio

---

Provides milestones and other contractual receipts contribution

## Simplicity and Focus

Better reflection of cash flows through Portfolio Cash Flow (non-GAAP liquidity measure) and Capital Deployment (aggregation of all investment activity into one metric)<sup>(1)</sup>





## Guidance Unchanged

Long-term outlook unchanged

---

Portfolio Receipts CAGR expected to be 11% to 14% from 2020-2025 and 10% or more from 2020-2030

# Updates to Non-GAAP measures

Previous		New	Comments
Adjusted Cash Receipts (Non-GAAP)		Portfolio Receipts	<p>Calculation of Portfolio Receipts will result in the same total as under previous presentation of Adjusted Cash Receipts</p> <p>Individual royalties to be reported net of legacy non-controlling interests to facilitate increased transparency of individual royalty economics</p>
Adjusted EBITDA (Non-GAAP)		Adjusted EBITDA (Non-GAAP)	<p>No change</p> <p>Liquidity measure</p>
Adjusted Cash Flow (Non-GAAP)		Portfolio Cash Flow (Non-GAAP)	<p>Liquidity measure</p> <p>Measure of cash that can be redeployed into value-enhancing royalty acquisitions, to pay down debt and for return of capital to shareholders</p> <p>Primary difference from Adjusted Cash Flow is exclusion of Development-stage funding payments - upfront and milestone</p>
N/A		Capital Deployment	<p>Capital Deployment was previously included in various line items on the statement of cash flows</p> <p>New presentation aggregates all Capital Deployment (except purchases of equity securities and marketable securities) into one metric</p> <p>Components of Capital Deployment detailed in separate table</p>

# Strong financial performance in 2023

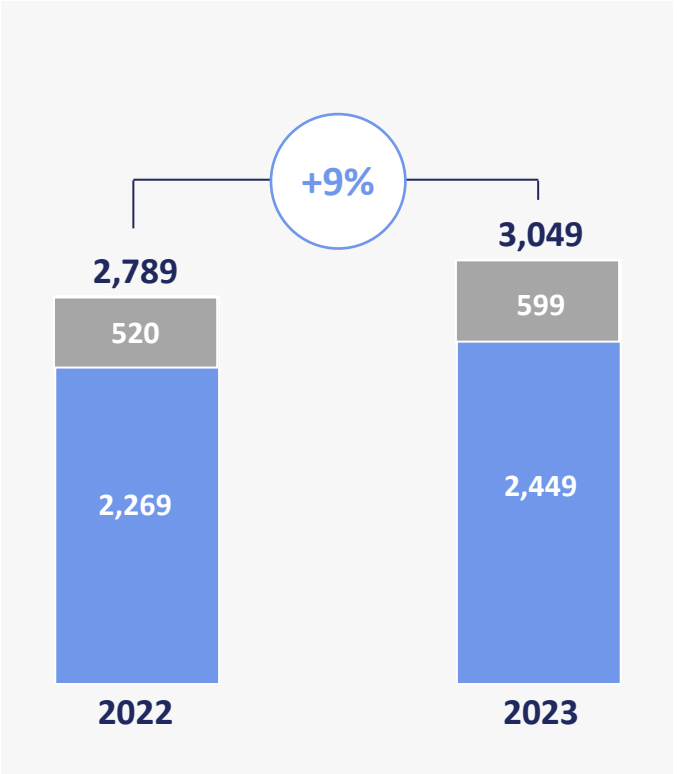
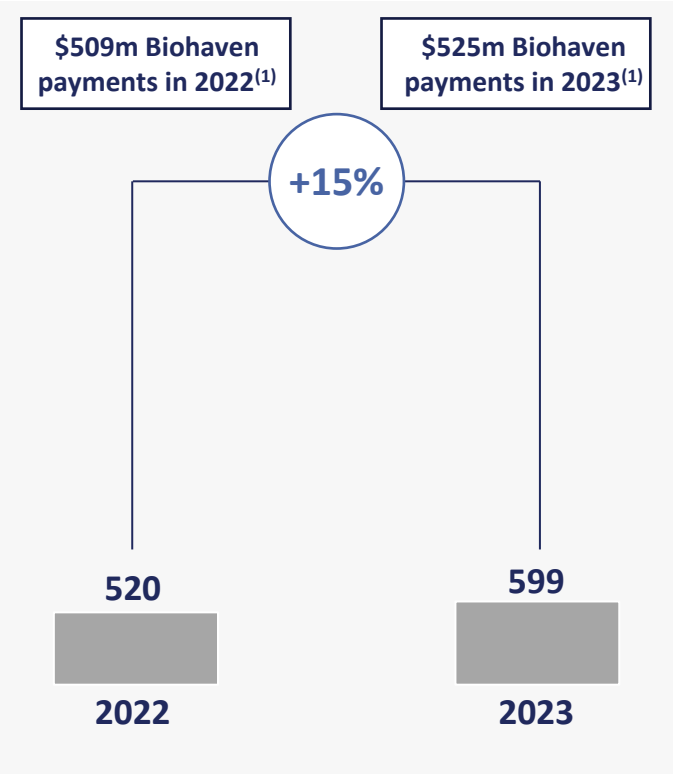
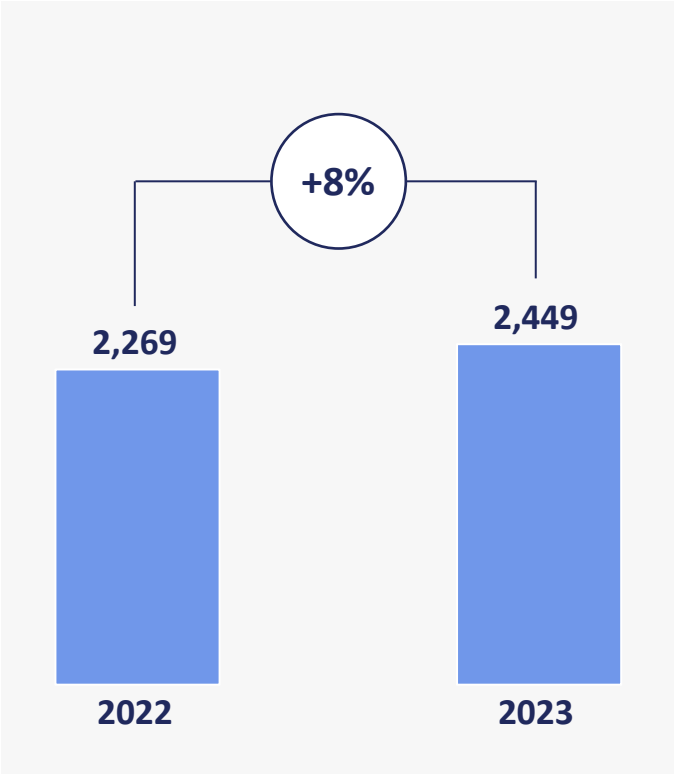
Royalty receipts  
(\$ in millions)
















Milestones and other contractual receipts  
(\$ in millions)



Portfolio Receipts  
(\$ in millions)



# Strength of diversified portfolio drove growth in FY 2023

Select products (\$ in millions)	Portfolio Receipts		Growth (% YoY)	Portfolio Receipts		Growth (% YoY)
	Q4 2022	Q4 2023		FY 2022	FY 2023	
 CF Franchise	187	208	11	690	771	12
	73	68	-7	305	279	-8
TRELEGY ELLIPTA	47	60	28	90	203	nm
	58	50	-13	258	210	-18
	40	44	9	150	161	8
	38	38	1	154	146	-5
	29	35	21	97	116	20
	14	20	44	41	66	63
	15	18	18	55	66	19
	-	17	n/a	-	45	n/a
	6	10	64	20	33	62
	5	9	72	18	27	55
	6	8	29	22	29	35
	4	5	20	15	18	23
Other products <sup>(1)</sup>	71	63	-12	355	277	-22
Royalty receipts	593	651	10	2,269	2,449	8
Milestones and other contractual receipts <sup>(2)</sup>	470	84	-82	520	599	15
<b>Portfolio Receipts</b>	<b>1,064</b>	<b>736</b>	<b>-31</b>	<b>2,789</b>	<b>3,049</b>	<b>9</b>

CF: cystic fibrosis

Amounts may not add due to rounding.

1. Other products growth negatively impacted by generic versions of Lexiscan since Q3 2023 and royalties on Januvia, Janumet and other DPP-IV substantially ending in Q2 2022.

2. See slide 28 for additional information.

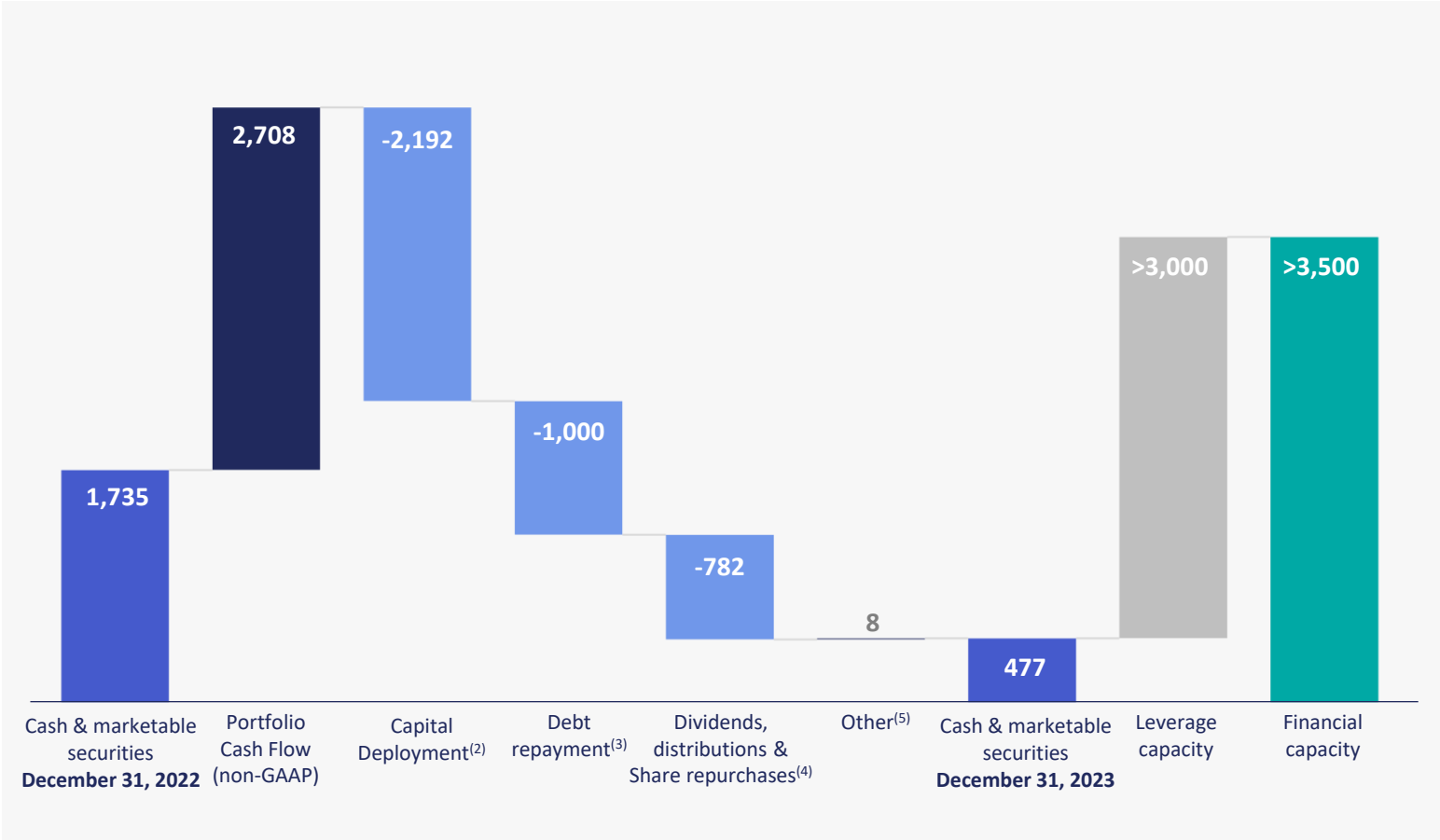
# Efficient model generates substantial cash flow to reinvest

\$ in millions	Q4 2023	% Portfolio Receipts	FY 2023	% Portfolio Receipts
Royalty receipts	651 +10% YoY		2,449 +8% YoY	
Milestones & other contractual receipts	84 -82% YoY		599 +15% YoY	
<b>Portfolio Receipts</b>	<b>736 -31% YoY</b>		<b>3,049 +9% YoY</b>	
Payments for operating and professional costs	-54	7.4%	-243	8.0%
<b>Adjusted EBITDA (non-GAAP)</b>	<b>682</b>	<b>92.6%</b>	<b>2,805</b>	<b>92.0%</b>
Interest received/(paid), net	5		-98	
<b>Portfolio Cash Flow (non-GAAP)</b>	<b>687</b>	<b>93.3%</b>	<b>2,708</b>	<b>88.8%</b>
Capital Deployment	-1,005		-2,192	
Share count <sup>(1)</sup>	598		603	

# Significant financial capacity for future royalty acquisitions

- Financial capacity of >\$3.5 billion with cash on hand and additional leverage<sup>(1)</sup>
- \$477m of cash and cash equivalents as of December 31, 2023
- \$6.3bn investment grade debt outstanding
  - Significant additional leverage capacity
- Undrawn \$1.8bn revolving credit facility
  - Previous \$350m credit facility draw was paid in Q4 2023
- Repurchased shares worth \$305m (~10m shares) in 2023

Cash, cash equivalents & marketable securities  
(\$ in millions)



1. Calculated based on total leverage ratio of ~4.0x. Total leverage is calculated as Total debt divided by Adjusted EBITDA (as defined in credit agreement filed with the SEC). 2. Primarily relates to acquisitions of Evrysdi, Adstiladrin, Skytrofa, KarXT, Spinraza and pelacarsen. 3. Debt repayment also reflects the net impact of \$350m revolver draw in Q4 2023 which was fully repaid during the same quarter. 4. Reflects dividends on Class A ordinary shares and Class B ordinary shares of \$477 million and share repurchases of \$305 million. 5. Primarily includes contributions from non-controlling interests and other items.

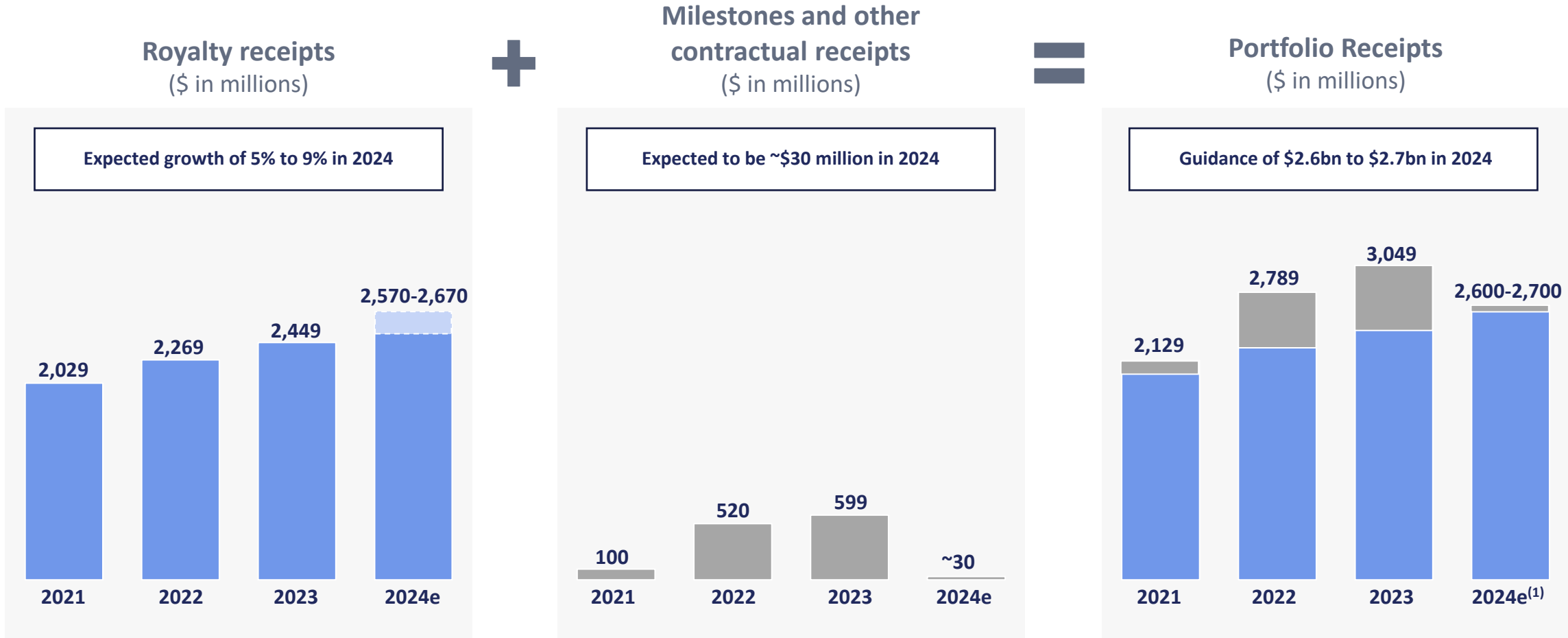
# Full-year 2024 guidance<sup>(1,2)</sup>

	February 15, 2024	Comments
<b>Portfolio Receipts</b> excluding transactions announced subsequent to February 15, 2024 <sup>(1,2)</sup>	<b>\$2,600m - \$2,700m</b>	<ul style="list-style-type: none"> <li>• Strong portfolio performance and full year of incremental Evrysdi royalties, partially offset by Imbruvica and Tysabri headwinds</li> <li>• Milestones and other contractual receipts expected to decline from \$599m in 2023 to ~\$30m in 2024</li> <li>• Reflects range of timing outcomes for launch of Promacta generics and biosimilar Tysabri</li> <li>• Assumes negligible foreign exchange impact<sup>(3)</sup></li> </ul>
<b>Operating &amp; professional costs</b>	~8.0% - 9.0% of Portfolio Receipts <sup>(1,2)</sup>	<ul style="list-style-type: none"> <li>• Unique business model provides margin protection despite inflationary environment</li> </ul>
<b>Interest paid</b>	~\$160m	<ul style="list-style-type: none"> <li>• Assumes no issuance of additional debt</li> <li>• <i>De minimis</i> interest paid expected in Q2 and Q4 2024</li> <li>• Excludes interest received, which was \$8m in Q4 and \$72m in 2023</li> </ul>

1. See Slide 28 for definitions and for additional information regarding Royalty Pharma's 2024 full-year financial guidance. 2. This guidance is as of February 15, 2024 and assumes no major unforeseen adverse events and excludes any potential contribution from transactions announced subsequent to that date. Furthermore, Royalty Pharma may amend its guidance in the event it engages in new royalty transactions which have a material near-term financial impact on the Company. See the information on slide 3, "Forward Looking Statements & Non-GAAP Measures," for factors that may impact the achievement of this guidance. 3. See slide 28 for additional discussion regarding the assumptions for estimated foreign exchange impacts.



# Strong underlying royalty receipts growth expected in 2024



Guidance excludes future transactions which may increase Portfolio Receipts growth

1. This guidance is as of February 15, 2024 and assumes no major unforeseen adverse events and excludes any potential contribution from transactions announced subsequent to that date. Furthermore, Royalty Pharma may amend its guidance in the event it engages in new royalty transactions which have a material near-term financial impact on the Company. See the information on slide 3, "Forward Looking Statements & Non-GAAP Measures," for factors that may impact the achievement of this guidance

## Conclusion

### **Pablo Legorreta**

Founder & Chief Executive Officer

**ROYALTY PHARMA**



# Simple business model drives compounding growth



## Capital deployment

~\$9 billion of Capital Deployment since 2020

~\$13 billion announced value of transactions since 2020

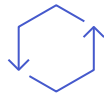
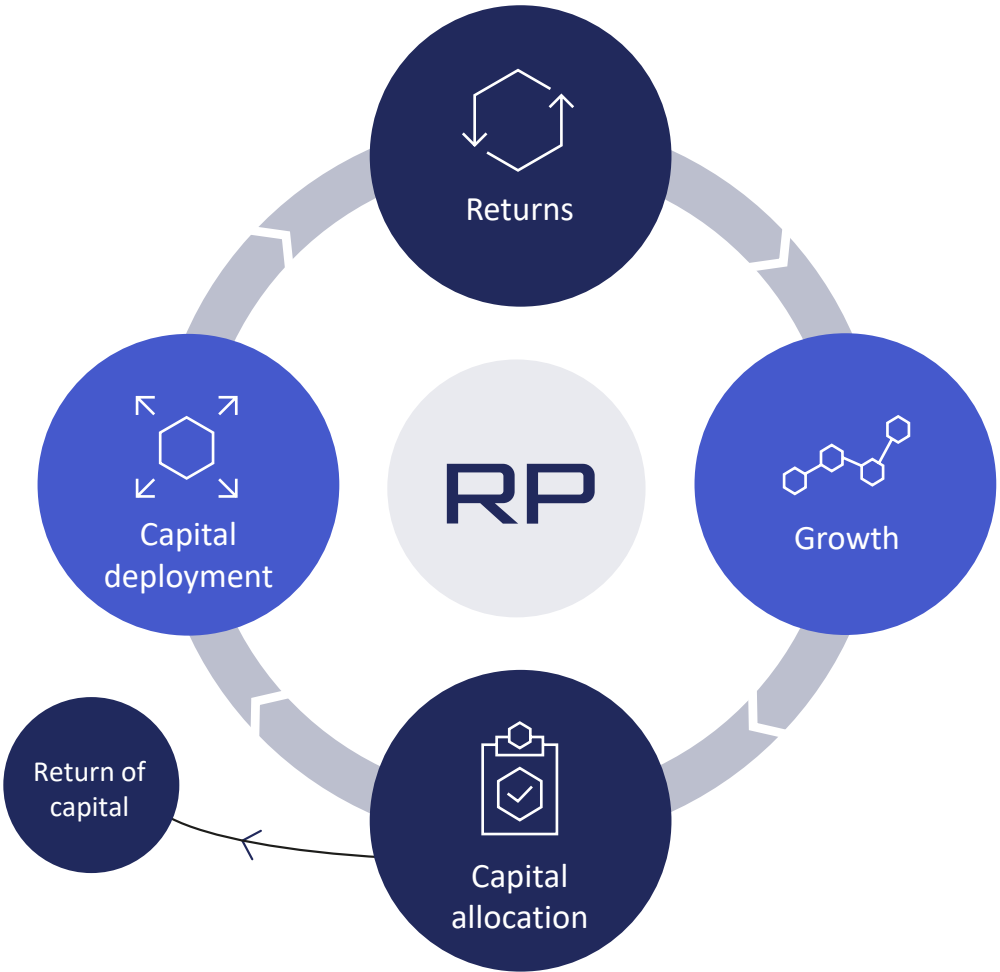


## Return of capital

~3% annual dividend yield

~\$305m share repurchases

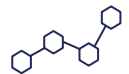
~4.5% total return of capital



## Returns

Consistent attractive returns meaningfully above cost of capital

>80% of investments above cost of capital from 2012-2023



## Growth

10% or more Portfolio Receipts CAGR, 2020-2030

Diversified portfolio of >45 royalties

# Footnotes

- 1) To aid in comparability, quarter-over-quarter growth in 2020 is calculated based on pro forma 2019 results, which adjusts certain cash flow line items as if Royalty Pharma's Reorganization Transactions (as described in the Company's final prospectus filed with the SEC on June 17, 2020 ("Prospectus")) and its initial public offering ("IPO") had taken place on January 1, 2019. The most significant difference between the pro forma and reported figures is the non-controlling interest attributable to legacy investors that resulted from the Reorganization Transactions.
- 2) Portfolio Receipts is a key performance metric that represents our ability to generate cash from our portfolio investments, the primary source of capital that we can deploy to make new portfolio investments. Portfolio Receipts is defined as the sum of royalty receipts and milestones and other contractual receipts. Royalty receipts include variable payments based on sales of products, net of contractual payments to the legacy non-controlling interests, that is attributed to Royalty Pharma. Milestones and other contractual receipts include sales-based or regulatory milestone payments and other fixed contractual receipts, net of contractual payments to the legacy non-controlling interests, that is attributed to Royalty Pharma. Portfolio Receipts does not include proceeds from equity securities or marketable securities, both of which are not central to our fundamental business strategy.

Portfolio Receipts is calculated as the sum of the following line items from our GAAP consolidated statements of cash flows: *Cash collections from financial royalty assets, Cash collections from intangible royalty assets, Other royalty cash collections, Proceeds from available for sale debt securities and Distributions from equity method investees less Distributions to legacy non-controlling interests - Portfolio Receipts*, which represent contractual distributions of royalty receipts and milestones and other contractual receipts to the Legacy Investors Partnerships and RPSFT.

- 3) Biohaven related payments include \$458m in Portfolio Receipts from Pfizer's accelerated Biohaven redemption payment in Q4 2022, \$52m in Portfolio Receipts from the Series A Biohaven Preferred Shares redemption payments received in 2022, \$475m in Portfolio Receipts from the Zavzpret milestone payment in Q1 2023 and \$50m in Portfolio Receipts from the oral formulation of zavegepant received in Q4 2023.
- 4) Adjusted EBITDA is defined under the revolving credit agreement as Portfolio Receipts minus payments for operating and professional costs. Operating and professional costs reflect *Payments for operating and professional costs* from the statements of cash flows. See GAAP to Non-GAAP reconciliation in the Company's Current Report on Form 8-K dated February 15, 2024. See the Company's Annual Report on Form 10-K filed with SEC on February 15, 2024 for additional discussion on defined term.
- 5) Portfolio Cash Flow is defined under the revolving credit agreement as Adjusted EBITDA minus interest paid or received, net. See GAAP to Non-GAAP reconciliation in the Company's Current Report on Form 8-K dated February 15, 2024. See the Company's Annual Report on Form 10-K filed with SEC on February 15, 2024 for additional discussion on defined term.
- 6) Capital Deployment represents the total outflows that will drive future Portfolio Receipts and reflects cash paid at the acquisition date and any subsequent associated contractual payments reflected in the period in which cash was paid.  
  
Capital Deployment is calculated as the summation of the following line items from our GAAP consolidated statements of cash flows: *Investments in equity method investees, Purchases of available for sale debt securities, Acquisitions of financial royalty assets, Acquisitions of other financial assets, Milestone payments, Development-stage funding payments - ongoing, Development-stage funding payments - upfront and milestone less Contributions from legacy non-controlling interests - R&D*.
- 7) Foreign exchange impact represents an estimate of the difference in results that are attributable to fluctuations in currency exchange rates based on certain assumptions of prevailing exchange rates for the related period, contractual terms, geographies from which our royalties are derived, timing of payments and other factors. The marketers paying us royalties may not provide or may not be required to provide the breakdown of product sales by geography. Actual foreign exchange impact may be different than our estimates.

## Financial Guidance footnote

- 8) Royalty Pharma's long-term outlook is based on its most up-to-date view on its prospects as of May 17, 2022. This long-term outlook assumes no major unforeseen adverse events subsequent to the date of this presentation. Growth outlook includes future royalty acquisitions. Furthermore, Royalty Pharma may amend its long-term outlook in the event it engages in new royalty transactions. See the information on slide 3 "Forward Looking Statements & Non-GAAP Measures," for factors that may impact the long-term outlook.

# Appendix

**ROYALTY PHARMA**

# Simplifying our non-GAAP presentation

Previous (\$ in millions)	FY 2022	→	New (\$ in millions)	FY 2022	
<b>Total Royalty Receipts</b>	<b>3,231</b>		Royalty receipts	2,269	
Distributions to legacy non-controlling interests	(442)		Milestones and other contractual receipts	520	
<b>Adjusted Cash Receipts (non-GAAP)</b>	<b>2,789</b>	→	<b>Portfolio Receipts</b>	<b>2,789</b>	
Payments for operating and professional costs	(223)		Payments for operating and professional costs	(223)	
<b>Adjusted EBITDA (non-GAAP)</b>	<b>2,566</b>	→	<b>Adjusted EBITDA (non-GAAP)</b>	<b>2,566</b>	
Interest paid, net	(145)		Interest paid, net	(145)	
Development-stage funding – ongoing	(2)	→	<b>Portfolio Cash Flow (non-GAAP)</b>	<b>2,421</b>	
Development-stage funding – upfront and milestone	(175)		→	<b>Capital Deployment Details</b>	<b>FY 2022</b>
Investments in equity method investees	(10)			Acquisitions of financial royalty assets	(1,742)
Contributions from legacy non-controlling interests – R&D	1			Development-stage funding payments – upfront and milestone	(175)
Other	-	Development-stage funding payments – ongoing		(2)	
<b>Adjusted Cash Flow (non-GAAP)</b>	<b>2,235</b>		Purchases of available for sale debt securities	(480)	
			Milestone payments	-	
			Investments in equity method investees	(10)	
			Acquisitions of other financial assets	(21)	
			Contributions from legacy non-controlling interests – R&D	1	
			<b>Total Capital Deployment</b>	<b>(2,428)</b>	

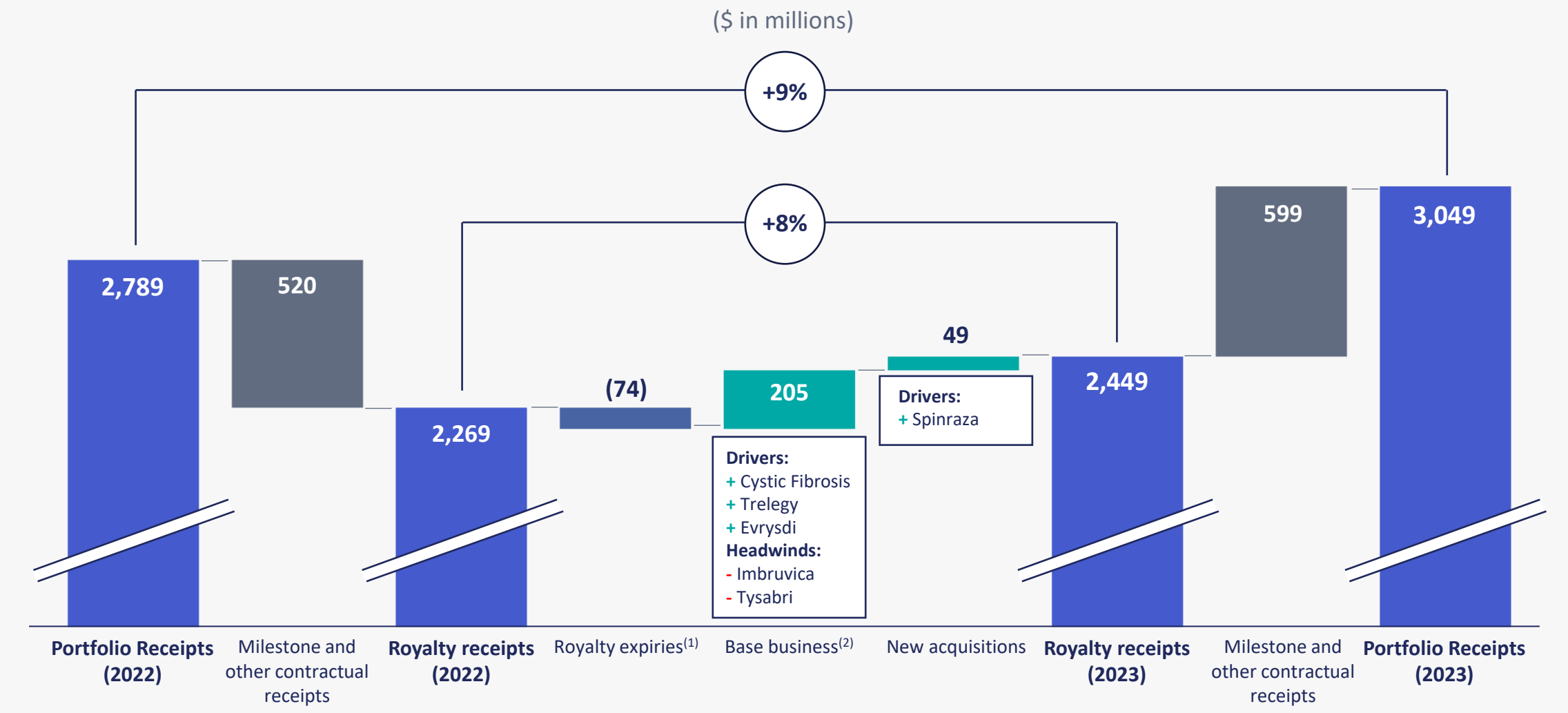
Royalty receipts by product and franchise will be reported net of legacy NCI to facilitate product comparisons; Milestones and other contractual receipts will also be presented net of legacy NCI.

Primary difference from ACF is exclusion of Development-stage funding payments - upfront and milestone

# Strong growth in 2023 driven by royalty portfolio

## 2023 Portfolio Receipts

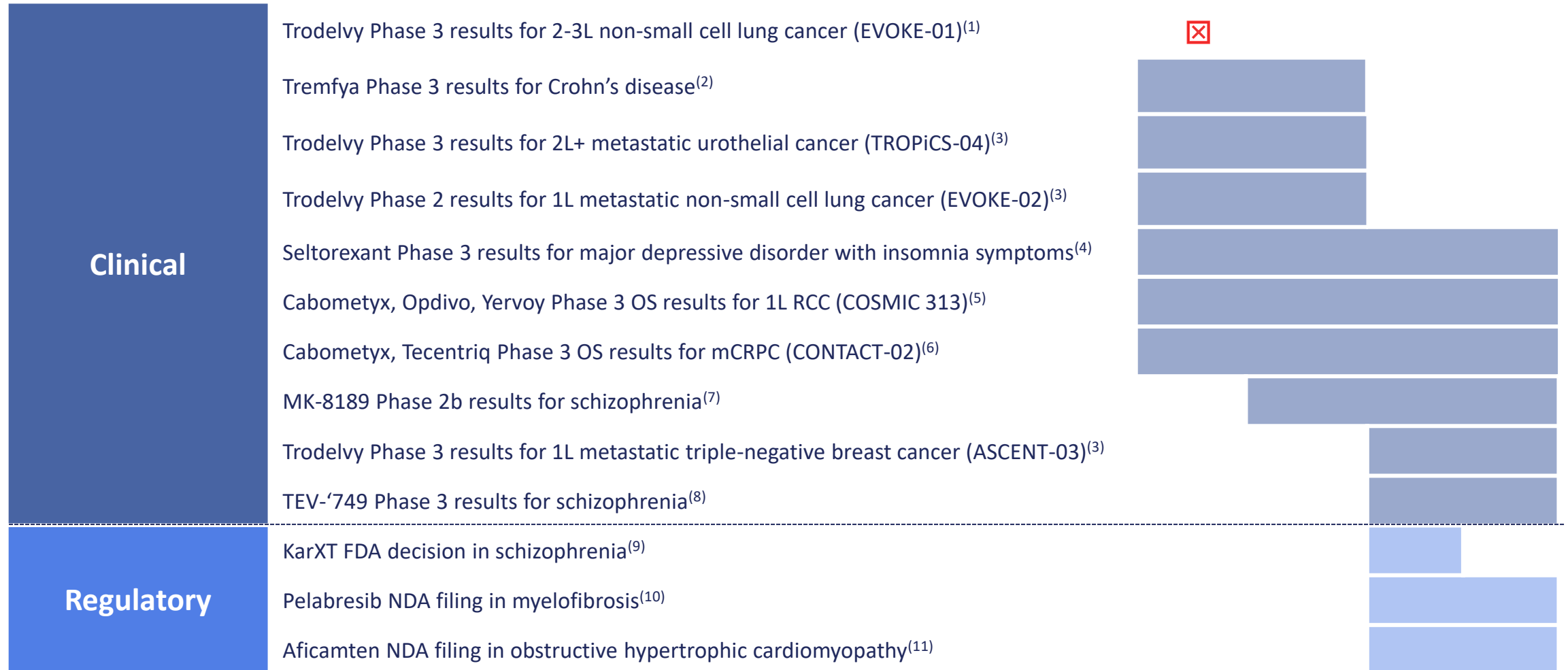
(\$ in millions)



1. Primarily includes Lexiscan and Januvia, Janumet. 2. Base business is defined as royalties in Royalty Pharma's portfolio as of December 31, 2022. Base business includes approximately 1% negative foreign exchange impact. See slide 28 for additional discussion regarding the assumptions for estimated foreign exchange impacts.

# Important milestones expected in 2024

## Select recent and expected upcoming events



OS: overall survival; RCC: renal cell carcinoma; mCRPC: metastatic castration-resistant prostate cancer; FDA: Food & Drug Administration; NDA: New Drug Application



# Potential royalties on ~40 projects in late-stage development

	Phase 2		Phase 3			Registration
Initial indication	MK-8189 Schizophrenia	trontinemab Alzheimer's disease	aficamten oHCM	pelacarsen Cardiovascular disease	olpasiran Cardiovascular disease	KarXT Schizophrenia
		tulumimetostat (CPI-0209) Blood cancer, solid tumors	pelabresib 1L Myelofibrosis	ampreloxetine Symptomatic nOH in MSA	seltorexant MDD w/insomnia symptoms	
			Vanzacaftor/tezacaftor/deutivacaftor Cystic fibrosis	ecopipam Tourette Syndrome	TEV-749 Schizophrenia	
Additional indication	Trodely Lung, HNSCC and endometrial	Trodely (+ combinations) 1L mUC	Trodely 1L TNBC (PD-L1-)	Trodely 2L+ mUC	Imbruvica 1L Follicular lymphoma	
	Tazverik (+ hormonotherapy) mCRPC	Trodely (+ pembrolizumab) <sup>(1)</sup> 1L mNSCLC	Trodely (+ pembrolizumab) Adjuvant TNBC	Trodely (+ pembrolizumab) 1L mTNBC (PD-L1+)	Tremfya Ulcerative colitis	
	seltorexant AD with agitation/aggression	Tremfya Giant cell arteritis	Trodely HR+/HER2- chemo-naïve mBC	Trodely (+ pembrolizumab) <sup>(4)</sup> 1L mNSCLC	Tremfya Crohn's disease	
		Skytrofa Turner syndrome	Erleada High risk prostate cancer <sup>(2)</sup>	Cabometyx (+ PD1) 1L metastatic RCC	Tremfya PsA Structural Damage	
			Erleada Localized prostate cancer <sup>(3)</sup>	Cabometyx (+ Tecentriq) mCRPC	Spinraza (higher dose) Spinal Muscular Atrophy	
			Tazverik (+ Revlimid, Rituxan) 2L Follicular lymphoma	Cabometyx Advanced NET	Skytrofa Adult GHD	
			aficamten nHCM	KarXT Schizophrenia (adjunctive)		

- Rare disease
- Immunology
- Cancer
- Neuroscience
- Cardio-Metabolic

HNSCC: head and neck squamous cell carcinoma; mCRPC: metastatic castration-resistant prostate cancer; AD: Alzheimer's disease; mUC: metastatic urothelial carcinoma; mNSCLC: metastatic non-small-cell lung carcinoma; oHCM: obstructive hypertrophic cardiomyopathy; TNBC: triple negative breast cancer; mBC: metastatic breast cancer; nOH: neurogenic orthostatic hypotension; MSA: multiple system atrophy; mTNBC: metastatic triple negative breast cancer; RCC: renal cell carcinoma; NET: neuroendocrine tumors; nHCM: non-obstructive hypertrophic cardiomyopathy; MDD: major depressive disorder; PsA: Psoriatic Arthritis; GHD: growth hormone deficiency

1. EVOKE-02. 2. High risk localized advanced prostate cancer prior to radical prostatectomy. 3. High risk localized advanced prostate cancer receiving primary radiation therapy. 4. EVOKE-03.